


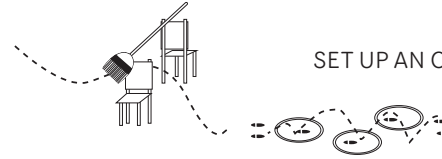
MAKE DRAWINGS FOR NEIGHBOURS AND LEAVE THEM IN MAILBOXES TO FIND "HAPPY MAIL" WHEN THEY GET HOME.



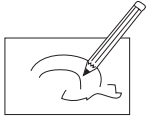
BUILD A FORT.



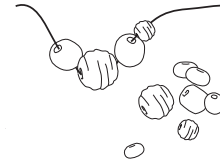
HAVE ALPHABET CARDS AND SOME DICE HANDY. ROLL THE DICE AND PICK A LETTER. THEN GO ON AN ALPHABET HUNT FOR THE NUMBER (DETERMINED BY THE DICE) OF THINGS AROUND THE HOUSE THEY CAN FIND THAT START WITH THE LETTER SOUND THAT THEY CHOSE. (FOR EXAMPLE, SIX ITEMS THAT START WITH "B").




SET UP AN OBSTACLE COURSE.



DRAW A PICTURE.




MAKE A NECKLACE OUT OF LARGE BEADS AND PIPE CLEANERS.



PLAY OUTSIDE.



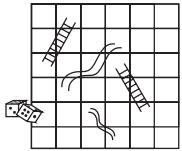
DRAW OUTSIDE WITH CHALK.



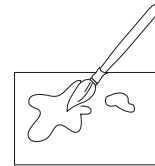
START A GARDEN.



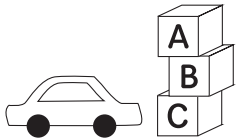
JUMP ROPE (OUTSIDE).



PLAY A BOARD GAME.




PAINT.




PLAY WITH A TOY YOU HAVEN'T PLAYED WITH IN A LONG TIME.



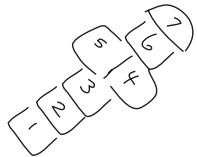
PLAY WITH PLAY DOUGH.



MAKE A CRAFT.



MAKE PAPER BAG PUPPETS. (USE GLUE, GOOGLY EYES AND CONSTRUCTION PAPER.)



PLAY HOPSCOTCH.



MAKE PAPER DOLLS OUT OF CONSTRUCTION PAPER.



HAVE A THUMB WAR.




PLAY WITH STICKERS.

Today's Parent

BORDEM JAR ACTIVITIES Cut along the dotted lines. Fold up ideas and put them in a jar. Next time your kids say "I'm bored," suggest that they pick a fun activity idea from the jar. Works for bad weather days, too!




MAKE YOUR OWN LIST OF ACTIVITIES TO ADD TO THE JAR.




MAKE SOMEONE A BIRTHDAY OR HOLIDAY CARD, OR A CARD JUST BECAUSE.



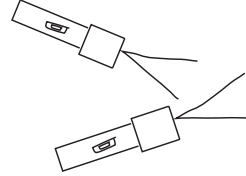
MAKE A LEAF MOUNTAIN (IN THE FALL).



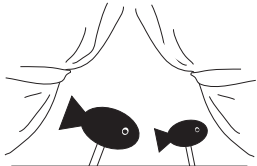
PLAY A CARD GAME.



MAKE SHADOW PUPPETS OUT OF CARDBOARD BOXES (CEREAL BOXES WORK WELL, TOO) AND POPSICLE STICKS.



PUT ON A LIGHT SHOW WITH FLASHLIGHTS.



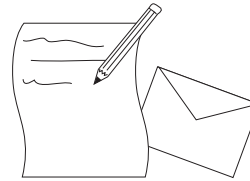
PUT ON A PUPPET SHOW.



MAKE A PAPER PLATE MONSTER MASK.




PUT ON A PLAY.




WRITE A LETTER TO YOUR GRANDPARENTS OR ANOTHER RELATIVE OR FRIEND.



CHOREOGRAPH A DANCE ROUTINE.




PLAY A SPORT.




PLAY DRESS-UP.




DO SOME SENSORY PLAY WITH CONTAINERS OF DRIED PASTA OR RAW RICE. USE CUPS, SPOONS AND SMALL SHOVELS.




BLOW BUBBLES.



MAKE APPLE STAMPS. AN APPLE CUT IN HALF LENGTHWISE CAN BE DIPPED IN POSTER PAINT AND STAMPED ONTO LARGE PAPER TO MAKE YOUR OWN PRINTED WRAPPING PAPER.



TELL A STORY.



DRAW OR PAINT A PICTURE ON PAPER. GLUE THE PAPER ONTO A CARDBOARD BACKING. ONCE THE GLUE HAS DRIED, CUT THE PICTURE UP AND YOU HAVE A NEW PUZZLE.